

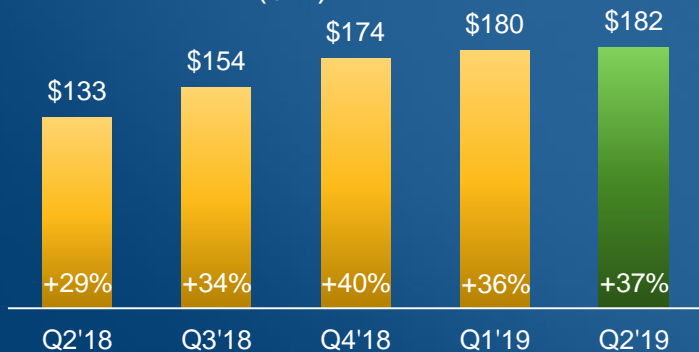


Recovering Hearts. Saving Lives.™

Q2 FY 2019 Earnings Call
Financial Results & Operational Highlights

FINANCIAL RESULTS, Q2 FY 2019

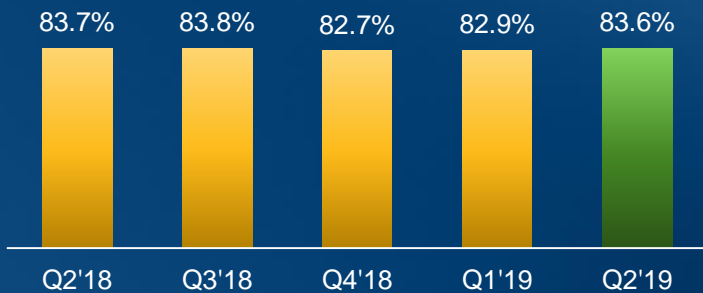
Revenue (\$M) & Growth Rate



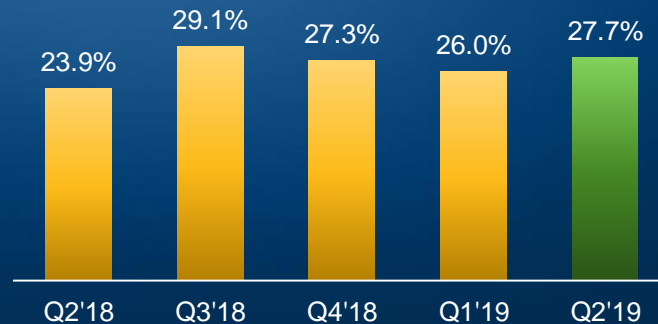
Cash (\$M)



Gross Margin %

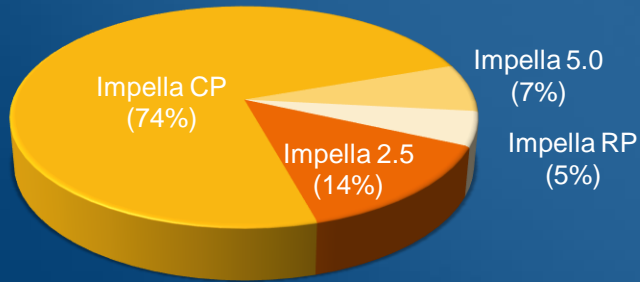


Operating Margin %

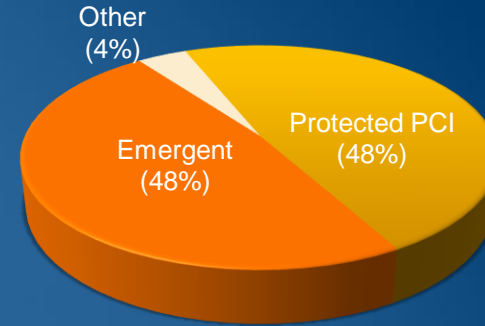


U.S. UTILIZATION MIX, Q2 FY 2019

Revenue by Impella Device



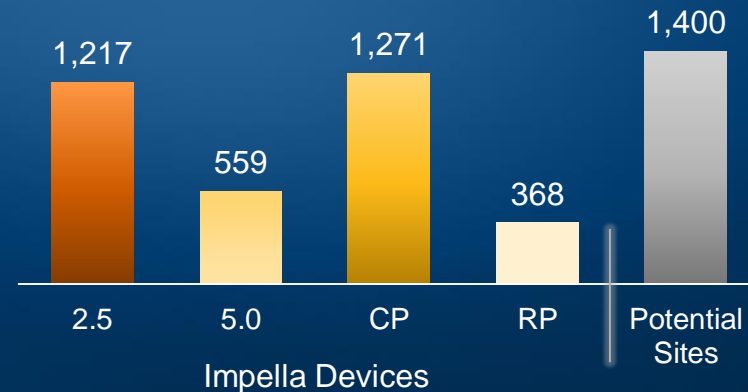
Utilization by Indication



U.S. Revenue Growth:
33%

U.S. Patient Growth:
29%

U.S. Hospital Site Penetration



ABIOMED FY 2019 GUIDANCE, AS OF NOV 1, 2018

Abiomed FY'19 Initial Guidance
Revenue \$740 - \$770M ; +25 - 30% YOY
Operating Margin % 28 - 30%

Abiomed FY'19 Post-Q2 Increased Guidance
Revenue \$765 - \$770M ; +29 - 30% YOY
Operating Margin % 28 - 30%

Increasing lower end of fiscal year 2019 revenue guidance
Maintaining fiscal year guidance of GAAP operating margin